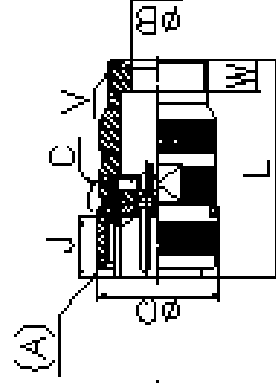
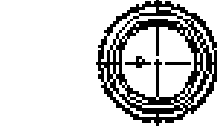
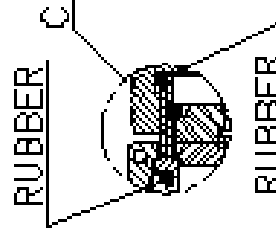
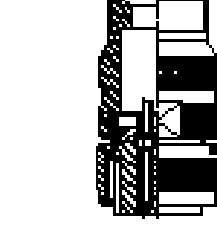


WPS Water Proof Type Series

WPS3106A



PIN



SOCKET

Shell size (ps.1)	Coupling Threads A	Cable end B ± 0.3	Length of connector J ± 0.3	Full of length L	Outer radius Q ± 0.8	Rear Threads V	Length of thread over W
14s	7/8-20UNF-2B	11	11.5	44	28.2	3/4-20UNF-2A	
16S	1-20UNEF-2B	14.3	13.5	42.8	31.8	7/8-20UNEF-2A	9.5
16	1-20UNEF-2B	14.3	18.3	52.4	31.8	7/8-20UNEF-2A	9.5
18	1-1/8-18UNEF-2B	15.9	18.3	52.4	34.1	1-20UNEF-2A	9.5
20	1-1/4-18UNEF-2B	17	18.6	57.9	37	1-3/16-18UNEF-2A	10.2
22	1-3/8-18UNEF-2B	17	18.6	57.5	40.2	1-3/16-18UNEF-2A	10.2
24	1-1/2-18UNEF-2B	23.8	18.3	58.7	43.7	1-7/16-18UNEF-2A	9.5
28	1-3/4-18UNEF-2B	23.8	18.3	58.7	50.0	1-7/16-18UNEF-2A	9.5